


2012 Pine Car Designs

Instructions: Use the grid below to design your car in both the top and side views. Your choice of design for this year is from the theme "Military Cars". The three categories are equipment & gear, sites & structures, transports & vehicles. Below are ideas from the three categories, or you can design a car strictly for speed.



Equipment & Gear

- Clothing
- Foot Gear
- Head Gear
- Accessories
- Weapon (s)
- Back Packs
- Food Containers
- Tech Equipment
- Communications
- ?



Sites & Structures

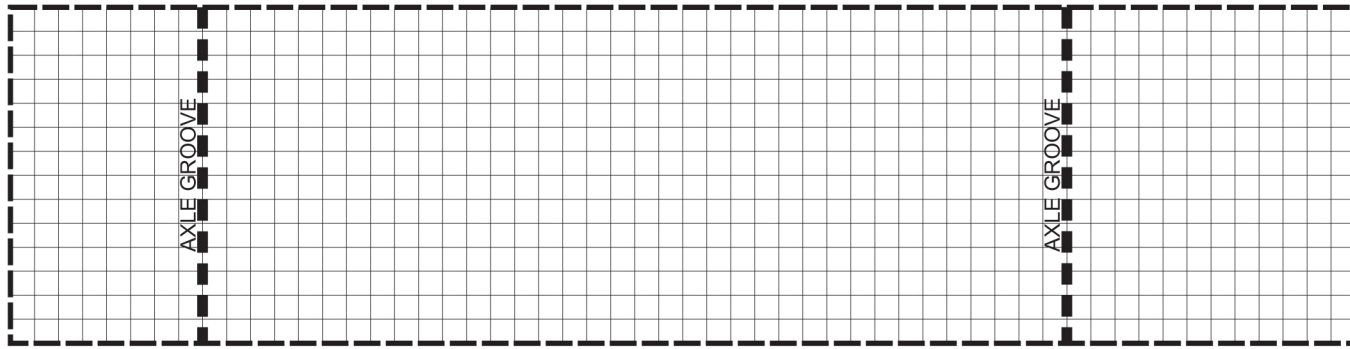
- Forts
- Statues
- Bunkers
- Barracks
- Air Fields
- Memorials
- Watch Towers
- Bomb Shelters
- Historical Sites
- ?



Transports & Vehicles

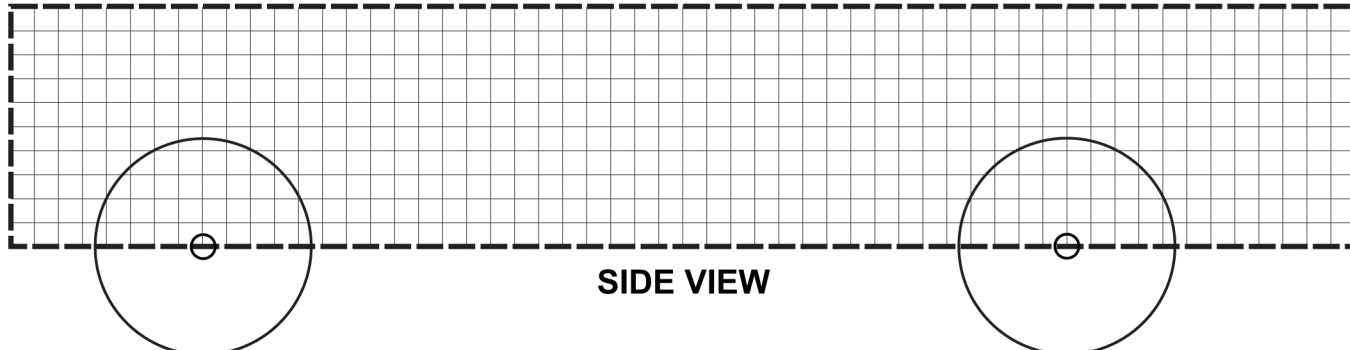
- Tanks
- Jeeps
- Trucks
- Planes
- Humvees
- Helicopters
- Water-Land
- Ships/Boats
- Missel Launchers
- ?

CUT ALONG THE DASHED BOX LINE AND GO TO THE ADHESIVE SPRAY TABLE. DO NOT CUT OUT THE CAR SHAPE!



TOP VIEW

CUT ALONG THE DASHED BOX LINE AND GO TO THE ADHESIVE SPRAY TABLE. DO NOT CUT OUT THE CAR SHAPE!



SIDE VIEW

